

2019

# Records of tiger beetles (Coleoptera: Cicindelidae) collected in Cambodia, with description of a new species. 149. Contribution towards the knowledge of the Cicindelidae

Jürgen Wiesner

Jerome Constant

Follow this and additional works at: <https://digitalcommons.unl.edu/insectamundi>

 Part of the [Ecology and Evolutionary Biology Commons](#), and the [Entomology Commons](#)

# INSECTA MUNDI

A Journal of World Insect Systematics

---

0700

Records of tiger beetles (Coleoptera: Cicindelidae)  
collected in Cambodia, with description of a new species.  
149. Contribution towards the knowledge of the Cicindelidae

Jürgen Wiesner  
Dresdener Ring 11  
D-38444 Wolfsburg, Germany

Jérôme Constant  
Royal Belgian Institute of Natural Sciences  
Phylogeny and Taxonomy, Entomology  
Rue Vautier 29  
B-1000 Brussels, Belgium

Date of issue: April 30, 2019

Jürgen Wiesner and Jérôme Constant  
Records of tiger beetles (Coleoptera: Cicindelidae) collected in Cambodia, with  
description of a new species. 149. Contribution towards the knowledge of the  
Cicindelidae

Insecta Mundi 0700: 1–12

ZooBank Registered: urn:lsid:zoobank.org:pub:D24FC5A1-3B40-4E8A-931B-B3EBC0FFD1A8

**Published in 2019 by**

Center for Systematic Entomology, Inc.

P.O. Box 141874

Gainesville, FL 32614-1874 USA

<http://centerforsystematicentomology.org/>

**Insecta Mundi** is a journal primarily devoted to insect systematics, but articles can be published on any non-marine arthropod. Topics considered for publication include systematics, taxonomy, nomenclature, checklists, faunal works, and natural history. *Insecta Mundi* will not consider works in the applied sciences (i.e. medical entomology, pest control research, etc.), and no longer publishes book reviews or editorials. *Insecta Mundi* publishes original research or discoveries in an inexpensive and timely manner, distributing them free via open access on the internet on the date of publication.

*Insecta Mundi* is referenced or abstracted by several sources, including the Zoological Record and CAB Abstracts. *Insecta Mundi* is published irregularly throughout the year, with completed manuscripts assigned an individual number. Manuscripts must be peer reviewed prior to submission, after which they are reviewed by the editorial board to ensure quality. One author of each submitted manuscript must be a current member of the Center for Systematic Entomology.

Guidelines and requirements for the preparation of manuscripts are available on the *Insecta Mundi* website at <http://centerforsystematicentomology.org/insectamundi/>

**Chief Editor:** David Plotkin, [insectamundi@gmail.com](mailto:insectamundi@gmail.com)

**Assistant Editor:** Paul E. Skelley, [insectamundi@gmail.com](mailto:insectamundi@gmail.com)

**Head Layout Editor:** Robert G. Forsyth

**Editorial Board:** J. H. Frank, M. J. Paulsen, Michael C. Thomas

**Review Editors:** Listed on the *Insecta Mundi* webpage

**Printed copies (ISSN 0749-6737) annually deposited in libraries**

CSIRO, Canberra, ACT, Australia

Museu de Zoologia, São Paulo, Brazil

Agriculture and Agrifood Canada, Ottawa, ON, Canada

The Natural History Museum, London, UK

Muzeum i Instytut Zoologii PAN, Warsaw, Poland

National Taiwan University, Taipei, Taiwan

California Academy of Sciences, San Francisco, CA, USA

Florida Department of Agriculture and Consumer Services, Gainesville, FL, USA

Field Museum of Natural History, Chicago, IL, USA

National Museum of Natural History, Smithsonian Institution, Washington, DC, USA

Zoological Institute of Russian Academy of Sciences, Saint-Petersburg, Russia

**Electronic copies (Online ISSN 1942-1354, CDROM ISSN 1942-1362) in PDF format**

Printed CD or DVD mailed to all members at end of year. Archived digitally by Portico.

Florida Virtual Campus: <http://purl.fcla.edu/fcla/insectamundi>

University of Nebraska-Lincoln, Digital Commons: <http://digitalcommons.unl.edu/insectamundi/>

Goethe-Universität, Frankfurt am Main: <http://nbn-resolving.de/urn/resolver.pl?urn:nbn:de:hebis:30:3-135240>

**Copyright** held by the author(s). This is an open access article distributed under the terms of the Creative Commons, Attribution Non-Commercial License, which permits unrestricted non-commercial use, distribution, and reproduction in any medium, provided the original author(s) and source are credited. <http://creativecommons.org/licenses/by-nc/3.0/>

**Layout Editor for this article:** Robert G. Forsyth

---

---

Records of tiger beetles (Coleoptera: Cicindelidae) collected in Cambodia, with description of a new species. 149. Contribution towards the knowledge of the Cicindelidae

Jürgen Wiesner

Dresdener Ring 11  
D-38444 Wolfsburg, Germany  
juergen.wiesner@wolfsburg.de

Jérôme Constant

Royal Belgian Institute of Natural Sciences  
Phylogeny and Taxonomy, Entomology  
Rue Vautier 29  
B-1000 Brussels, Belgium  
jerome.constant@naturalsciences.be

**Abstract.** *Naviauxella varians* Wiesner and Constant, n. sp. (Coleoptera: Cicindelidae), is described. *Neocollyris (Pachycollyris) bipartita unicolor* (Horn, 1935), *Therates laotiensis* Sawada and Wiesner, 1999, *Cosmodela duponti duponti* (Dejean, 1826) and *Cylindera (Ifasina) somnuki* Naviaux, 1991 are recorded for the first time from Cambodia. Five tiger beetle species are recorded for the first time from Kampong Speu province, two for the first time from Ratanakiri province, and one each the first time from Pursat province and Preah Vihear province.

**Key words.** *Naviauxella varians* n. sp., diagnosis, new records, Kampong Speu, Ratanakiri, Pursat, Preah Vihear.

## Introduction

This article is based on a study of some tiger beetles recently collected in Cambodia by J. Bresseel, J. Constant, P. Limbourg, V. Sougnez and X. Vermeersch. The field research was mostly in the framework of the Global Initiative project “A step further in the entomodiversity of Cambodia” managed by the second author, and resulted in some new records and the discovery of a new species. This is the ninth time that collecting results from Cambodia are reported. Previous papers were published by F. Cassola (2005), A. Matalin (2018a, 2018b) and J. Wiesner (2008, 2013, 2014, 2017, 2018), and another one is in preparation (M. Jocque et al.). The results are summarized below, enriching our scant knowledge of the tiger beetle distribution in this country (Table 1).

## Materials and Methods

All measurements were made using a stereomicroscope. Measurements of body total length were made from the front of the clypeus to the apex of the elytra. The label data of type specimens were collated using the following system: in order from pin head to pin point the label data were copied with label lines. Printed white labels and rectangular shape, however, were not explicitly noted. All remaining pertinent data were recorded in brackets. The material is housed, unless otherwise stated, in the Royal Belgian Institute of Natural Sciences (RBINS), and some voucher specimens will be incorporated into the reference collection of the Royal University of Phnom Penh, Cambodian Entomology Initiative (RUPP-CEI).

**Table 1.** A distributional table of all Cambodian species in the provinces and adjacent countries.

Number	Name	Cambodia provinces											Thailand	Laos	Vietnam
		Unknown	Siem Reap	Pursat	Koh Kong	Sihanoukville	Kampong Speu	Kampot	Preah Vihear	Kratie	Stung Treng	Ratanakiri			
1	<i>Tricondyla (Tricondyla) pulchripes</i> White, 1844	X												X	X
2	<i>Tricondyla (Tricondyla) stricticeps</i> Chaudoir, 1864				X								X	X	X
3	<i>Tricondyla (Tricondyla) macrodera abruptesculpta</i> Horn, 1925			X											X
4	<i>Tricondyla (Tricondyla) annulicornis</i> Schmidt-Goebel, 1846				X		X						X	X	X
5	<i>Protocollyris probsti</i> Naviaux, 1894		X										X	X	
6	<i>Neocollyris (Neocollyris) bonellii bonellii</i> (Guérin-Méneville, 1834)		X		X					X			X	X	X
7	<i>Neocollyris (Neocollyris) stiengensis</i> (Horn, 1914)	X													X
8	<i>Neocollyris (Neocollyris) moesta</i> (Schmidt-Goebel, 1846)		X				X						X	X	X
9	<i>Neocollyris (Neocollyris) impressifrons</i> (Chaudoir, 1864)	X													X
10	<i>Neocollyris (Neocollyris) fuscitarsis</i> (Schmidt-Goebel, 1846)		X									X	X	X	X
11	<i>Neocollyris (Neocollyris) rufipalpis</i> (Chaudoir, 1864)	X											X	X	X
12	<i>Neocollyris (Orthocollyris) crassicornis</i> (Dejean, 1825)	X											X	X	X
13	<i>Neocollyris (Leptocollyris) linearis linearis</i> (Schmidt-Goebel, 1846)		X		X								X	X	X
14	<i>Neocollyris (Leptocollyris) subtilis subtilis</i> (Chaudoir, 1863)						X						X	X	X
15	<i>Neocollyris (Leptocollyris) cylindripennis</i> (Chaudoir, 1864)	X											X	X	X
16	<i>Neocollyris (Pachycollyris) bipartita unicolor</i> (Horn, 1935)			X										X	X
17	<i>Neocollyris (Pachycollyris) fasciata</i> (Chaudoir, 1864)	X											X		
18	<i>Prothyma (Paraprothyma) exornata</i> Schmidt-Goebel, 1846				X								X	X	X
19	<i>Prothyma (Paraprothyma) schmidtgoebeli</i> Horn, 1895								X				X	X	X
20	<i>Prothyma (Genoprothyma) heteromalla</i> (MacLeay, 1825)		X						X				X	X	X
21	<i>Prothyma (Genoprothyma) bouvieri bouvieri</i> Horn, 1896		X				X		X				X	X	X
22	<i>Heptodonta eugenia</i> Chaudoir, 1865		X		X		X						X	X	X
23	<i>Therates laotiensis</i> Sawada and Wiesner, 1999							X						X	
24	<i>Calochroa flavomaculata flavomaculata</i> (Hope, 1831)		X		X							X	X	X	X
25	<i>Calochroa carissima</i> (Fleutiaux, 1919)								X				X	X	
26	<i>Calochroa mouhotii</i> (Chaudoir, 1865)	X											X	X	
27	<i>Calochroa elegantula</i> (Dokhtoureff, 1882)						X						X	X	X
28	<i>Calochroa interruptofasciata interruptofasciata</i> (Schmidt-Goebel, 1846)		X										X	X	X
29	<i>Calochroa interruptofasciata flavolineata</i> (Chaudoir, 1865)			X			X					X	X	X	
30	<i>Calochroa harmandi</i> (Fleutiaux, 1893)								X						X
31	<i>Calochroa bramani</i> (Dokhtoureff, 1882)		X	X			X						X	X	X
32	<i>Calomera angulata angulata</i> (Fabricius, 1798)					X	X		X		X	X	X	X	X
33	<i>Calomera plumigera scoliographa</i> (Rivalier, 1953)	X											X	X	X

Number	Name	Cambodia provinces										Thailand	Laos	Vietnam	
		Unknown	Siem Reap	Pursat	Koh Kong	Sihanoukville	Kampong Speu	Kampot	Preah Vihear	Kratie	Stung Treng				Ratanakiri
34	<i>Calomera funerea funerea</i> (Macleay, 1825)			X								X	X	X	X
35	<i>Cosmodela duponti duponti</i> (Dejean, 1826)											X	X	X	X
36	<i>Cosmodela juxtata</i> (Acciavatti and Pearson, 1989)			X	X		X	X				X	X	X	X
37	<i>Cosmodela virgula</i> (Fleutiaux, 1893)	X											X	X	X
38	<i>Lophyra (Lophyra) fuliginosa</i> (Dejean, 1826)				X		X			X		X	X	X	X
39	<i>Lophyra (Lophyra) cancellata cancellata</i> (Dejean, 1825)	X											X	X	X
40	<i>Lophyra (Spilodia) striolata striolata</i> (Illiger, 1800)			X	X					X			X	X	X
41	<i>Lophyra (Spilodia) lineifrons</i> (Chaudoir, 1865)		X	X	X		X	X		X		X	X	X	X
42	<i>Naviauxella ramai</i> Naviaux, 1991		X										X	X	
43	<i>Naviauxella loebli</i> Matalin, 2018											X			
44	<i>Naviauxella labiosa</i> Naviaux, 1996											X			X
45	<i>Naviauxella varians</i> Wiesner and Constant, new species						X								
46	<i>Cylindera (Ifasina) foveolata</i> (Schaum, 1863)		X	X			X			X		X	X	X	X
47	<i>Cylindera (Ifasina) viduata</i> (Fabricius, 1801)		X	X	X		X					X	X	X	X
48	<i>Cylindera (Ifasina) khmer</i> Cassola, 2005		X							X					
49	<i>Cylindera (Ifasina) viridilabris</i> (Chaudoir, 1852)						X					X	X		
50	<i>Cylindera (Ifasina) somnuki</i> Naviaux, 1991						X						X	X	X
51	<i>Cylindera (Ifasina) spinolae spinolae</i> (Gestro, 1889)				X								X	X	X
52	<i>Cylindera (Ifasina) spinolae koratensis</i> Naviaux, 1991						X			X			X		
53	<i>Cylindera (Ifasina) decempunctata</i> (Dejean, 1825)	X											X	X	X
54	<i>Cylindera (Ifasina) juergenuiesneri</i> Naviaux, 1991	X											X		
55	<i>Cylindera (Eugrapha) minuta</i> (Olivier, 1790)		X				X			X		X	X	X	X
56	<i>Cylindera (Eugrapha) mutata</i> (Fleutiaux, 1893)									X	X		X	X	X
57	<i>Cylindera (Eugrapha) biprolongata</i> (Horn, 1924)									X	X		X	X	
58	<i>Myriochila (Myriochila) sinica</i> (Fleutiaux, 1889)		X	X			X			X			X	X	X
59	<i>Myriochila (Myriochila) specularis specularis</i> (Chaudoir, 1865)						X						X	X	X
60	<i>Abroschelis tenuipes tenuipes</i> (Dejean, 1826)	X													X
61	<i>Abroschelis tenuipes araneipes</i> (Schaum, 1863)				X										X
62	<i>Callytron nivinctum nivinctum</i> (Chevrolat, 1845)	X													X
63	<i>Callytron andersonii</i> (Gestro, 1889)	X											X	X	X
64	<i>Enantiola hewittii</i> (Horn, 1908)	X													X

## Results

### *Tricondyla (Tricondyla) macrodera abruptesculpta* Horn, 1925

(Fig. 1)

**Distribution.** Cambodia (Pursat), China, Vietnam.

**Records.** Coll. I.R.Sc.N.B. (Institut royal des Sciences naturelles de Belgique, Cambodia, Pursat Prov., Phnom Samkos, I.G. 33.345, 12°13'02"N, 102°55'07"E, 15–18.x.2016, GTI Project (Global Taxonomic Initiative), leg. J. Constant & J. Bresseel, 1 male, 2 females.

***Neocollyris (Neocollyris) moesta moesta (Schmidt-Goebel, 1846)***

(Fig. 2)

**Distribution.** Cambodia, China, Indonesia, Laos, Myanmar, Thailand, Vietnam.

**Records.** Coll. I.R.Sc.N.B., Cambodia, Kampong Speu prov., Phnom Aural W.S., nr Srae Ken vill., 10–14.v.2018, 200–400m, 11°59'N 104°08'E, GTI Project, leg. J. Constant & P. Limbourg, I.G. 33.732, 2 females.

**Remarks.** New record for Kampong Speu province.

***Neocollyris (Pachycollyris) bipartita unicolor (Horn, 1935)***

(Fig. 3)

**Distribution.** Cambodia (Pursat), Laos, Vietnam.

**Records.** Coll. I.R.Sc.N.B., Cambodia, Pursat Prov., Phnom Samkos, I.G. 33.345, 12°13'02"N, 102°55'07"E, 15–18.x.2016, GTI Project, leg. J. Constant & J. Bresseel, 1 female.

**Remarks.** New record for Cambodia and Pursat province.

***Prothyma (Genoprothyma) heteromalla (Macleay, 1825)***

(Fig.4)

**Distribution.** Cambodia (Preah Vihear, Siem Reap), Indonesia, Laos, Malaysia, Thailand, Vietnam.

**Records.** Coll. I.R.Sc.N.B., Cambodia, Ratanakiri prov., Yeak Laom Lake env., 9–11.x.2017, 13°44'N 107°01'E, GTI Project, leg. J. Constant & X. Vermeersch, I.G. 33.551, 3 males. Coll. I.R.Sc.N.B., Cambodia, Preah Vihear prov., Be Treed Adventures, 16–21.x.2017, 13°29'44"N 104°42'36"E, GTI Project, leg. J. Constant & X. Vermeersch, I.G. 33.551, 1 female.

**Remarks.** New record for Preah Vihear province.

***Heptodonta eugenia Chaudoir, 1865***

(Fig. 5)

**Distribution.** Cambodia (Kampong Speu, Koh Kong, Siem Reap), China, Laos, Malaysia, Myanmar, Thailand, Vietnam.

**Records.** Coll. I.R.Sc.N.B., Cambodia, Kampong Speu prov., Phnom Aural W.S., nr Srae Ken vill., 10–14.v.2018, 200–400m, 11°59'N 104°08'E, GTI Project, leg. J. Constant & P. Limbourg, I.G. 33.732, 1 male.

**Remarks.** New record for Kampong Speu province.

***Therates laotiensis Sawada and Wiesner, 1999***

(Fig. 6)

**Distribution.** Cambodia (Kampot), Laos.

**Records.** Coll. I.R.Sc.N.B., Cambodia, Kampot prov., Preah Monivong Bokor N.P., 500–1000m, 15–21.v.2018, 10°38'N 104°01'E, GTI Project, leg. J. Constant & P. Limbourg, I.G.: 33.732, 1 male.

**Remarks.** New record for Cambodia and Kampot province.

***Calochroa interruptofasciata flavolineata* (Chaudoir, 1865)**

(Fig. 7)

**Distribution.** Cambodia (Kampong Speu, Pursat, Ratanakiri), Laos, Myanmar, Thailand, Vietnam.**Records.** Coll. I.R.Sc.N.B., Cambodia, Kampong Speu, Chambok, 11°21'25"N 104°7'9"E, day coll., 4–8.v.2015, leg. J. Constant & V. Sougnez, I.G. 33.022, 7 males, 2 females.***Calochroa bramani* (Dokhtouroff, 1882)**

(Fig. 8)

**Distribution.** Cambodia (Kampong Speu, Pursat, Siem Reap), Laos, Thailand, Vietnam.**Records.** Coll. I.R.Sc.N.B., Cambodia, Kampong Speu, Chambok, 11°21'25"N 104°7'9"E, day coll., 4–8.v.2015, leg. J. Constant & V. Sougnez, I.G. 33.022, 1 male.***Calomera angulata angulata* (Fabricius, 1798)**

(Fig. 9)

**Distribution.** Cambodia (Kampong Speu, Kratie, Ratanakiri, Sihanoukville), Afghanistan, China, India, Indonesia, Laos, Malaysia, Myanmar, Nepal, Pakistan, Philippines, Sri Lanka, Taiwan, Thailand, Vietnam.**Records.** Coll. I.R.Sc.N.B., Cambodia, Kampong Speu prov., Phnom Aural W.S., nr Srae Ken vill., 10–14.v.2018, 200–400m, 11°59'N 104°08'E, GTI Project, leg. J. Constant & P. Limbourg, I.G. 33.732, 1 female.***Cosmodela duponti duponti* (Dejean, 1826)**

(Fig. 10)

**Distribution.** Cambodia (Ratanakiri), Bangladesh, China, India, Laos, Malaysia, Myanmar, Thailand, Vietnam.**Records.** Coll. I.R.Sc.N.B., Cambodia, Ratanakiri prov., Yeak Laom Lake env., 9–11.x.2017, 13°44'N 107°01'E, GTI Project, leg. J. Constant & X. Vermeersch, I.G. 33.551, 2 males, 5 females.**Remarks.** New record for Cambodia and Ratanakiri province.***Cosmodela juxtata* (Acciavatti and Pearson, 1989)**

(Fig. 11)

**Distribution.** Cambodia (Kampong Speu, Kampot, Kratie, Pursat, Ratanakiri), China, India, Laos, Myanmar, Thailand, Vietnam.**Records.** Coll. I.R.Sc.N.B., Cambodia, Pursat Prov., O'Soam, I.G. 33.345, 12°04'54"N, 103°12'05"E, 14–18.X.2016, GTI Project, leg. J. Constant & J. Bresseel, 1 male, 1 female. Coll. I.R.Sc.N.B., Cambodia, Pursat Prov., Phnom Samkos, I.G. 33.345, 12°13'02"N, 102°55'07"E, 15–18.X.2016, GTI Project, leg. J. Constant & J. Bresseel, 6 males, 7 females. Coll. I.R.Sc.N.B., Cambodia, Kampong Speu prov., Phnom Aural W.S., nr Srae Ken vill., 10–14.v.2018, 200–400m, 11°59'N 104°08'E, GTI Project, leg. J. Constant & P. Limbourg, I.G. 33.732, 1 male, 2 females. Coll. I.R.Sc.N.B., Cambodia, Kampot prov., Preah Monivong Bokor N.P., 500–1000m, 15–21.v.2018, 10°38'N 104°01'E, GTI Project, leg. J. Constant & P. Limbourg, I.G. 33.732, 1 male, 2 females.***Lophyra (Spilodia) lineifrons* (Chaudoir, 1865)**

(Fig. 12)

**Distribution.** Cambodia (Kampong Speu, Kampot, Koh Kong, Kratie, Pursat, Ratanakiri, Siem Reap),



Bangladesh, China, India, Indonesia, Laos, Malaysia, Myanmar, Nepal, Papua New Guinea, Philippines, Thailand, Vietnam.

**Records.** Coll. I.R.Sc.N.B., Cambodia, Kampong Speu prov., Phnom Aural W.S., nr Srae Ken vill., 10–14.v.2018, 200–400m, 11°59'N 104°08'E, GTI Project, leg. J. Constant & P. Limbourg, I.G. 33.732, 3 females.

***Naviauxella varians* Wiesner and Constant, new species**

(Fig. 13–21)

**Type depository.** Holotype male, four paratype males and five paratype females in RBINS, one paratype male and one paratype female in RUPP-CEI, three paratype males and two paratype females in coll. Wiesner.

**Type status.** Holotype male, *type labels*: “Coll. I.R.Sc.N.B. / Cambodia, Kampong Speu prov. / Phnom Aural W.S., nr Srae Ken vill. / 10-14.v.2018, 200–400m / 11°59'N 104°08'E / GTI Project, leg. J. Constant / & P. Limbourg, I.G.: 33.732 [printed, yellow]», «HOLOTYPE / *Naviauxella* / *varians* / Wiesner & Constant ded. 2019 [printed, red]”.

Paratypes: 8 males and 8 females with the same label and “PARATYPE/ *Naviauxella* / *varians* / Wiesner & Constant ded. 2019 [printed, red]”.

**Distribution.** Cambodia (Kampong Speu).

**Etymology.** The species name *varians* refers to the high variability of elytral maculation.

**Diagnosis.** Using the key of Matalin (2018b: 297), *N. varians* n. sp. falls with the Thai *N. clivitatis* Naviaux, 1991, from which it is distinguished by the large apical dot of the elytral maculation and the shape of apical tip of the aedeagus, which is bent ventrally and not evenly rounded.

**Description.** *Size*: Total length (without labrum) males 6.4–6.9 mm (mean = 6.7mm,  $n = 9$ ), females 7.0–7.7 mm (mean = 7.3 mm,  $n = 8$ ). *Head*: Dark coppery above, clypeus and genae bluish green; surface smooth, glabrous, with two setigerous punctures next to each eye in front and at centre; strong longitudinal striae on vertex and orbital plates, striae becoming slightly concentric on vertex and irregular, transversely waved, behind on neck; genae roughly longitudinally striated. Eyes pale yellow. Ratio of width of head to elytra, mean = 1.0. Labrum of males (Fig. 15) light brown with darker lateral margin, distinctly wider than long, ratio of width to length, mean = 1.8; with four marginal setae and three apical teeth, middle tooth reduced and obtuse-angled, outer teeth protruding and acute-angled; with a wide, low, central carina. Labrum of females (Fig. 16) dark brown, slightly wider than long, ratio of width to length, mean = 1.1; with four marginal setae and three protruding, acute-angled apical teeth, middle tooth longer than outer teeth; with a wide, low, central carina. Mandibles yellowish, darkened on apical and inner teeth in males and completely darkened except at base in females. Labial and maxillary palpi light brown, last palpomere apically metallic dark greenish in males, completely dark greenish in females; basal labial palpomere with long, erect white setae. Antennae slender, long, reaching one-third of elytral length in males, a little shorter in females; antennomeres one to four brownish in males, darker in females, with metallic luster; scape with one long apical seta, following three antennomeres almost glabrous; antennomeres five to eleven dark blackish brown, dull, finely and evenly pubescent. *Thorax*: Pronotum as wide as long (ratio of width to length, mean = 1.0), sides somewhat rounded between transverse constrictions; glabrous, transversely waved before and behind transverse constrictions and at lateral margin, with irregular wrinkles on disc, v-shaped beside shallow middle furrow; color dark brown, transverse constrictions and lateral margins bluish green. Sterna and episterna metallic bluish black, pro- and mesothoracic coxae with some white setae, several white setae on lateral margin of metathoracic coxae and on lateral and basal margins of metasternum, scattered white setae on metepisternum, otherwise glabrous. Mesepisternum of females with a longitudinal furrow in posterior half. *Elytra*: (Fig. 17–21) twice as long as wide, ratio of width to length, mean = 1.9, parallel-sided, somewhat rounded in middle; color dark brown on disc, dark blue at lateral margin. Elytral testaceous maculation consists of a medium-sized roundish humeral dot in males only, in one case with a thin subhumeral

extension, basal and apical dots connected as a middle band, or isolated, with an apical dot of same size or smaller to nearly absent, and a large subapical dot, either comma-shaped or not. Surface with fine microsculpture on disc, some short transverse furrows near suture in basal third, and much larger, evenly spaced punctures laterally; preapical impression strong, apical microserration fine; apical border distinctly rounded and restricted towards suture, with a tiny sutural spine. Epipleura light brown. *Ventral aspect*: Venter glabrous, black with metallic green blue luster; trochanters, femora, tibiae and tarsi light brown, distal tips of segments darker; legs covered with some white setae. *Aedeagus*: (Fig. 14) in left lateral view fusiform, straight, slightly enlarged at middle, with a long and slender tapering apex, slightly bent ventrally (total length, mean 2.0 mm).

***Cylindera (Ifasina) viduata* (Fabricius, 1801)**

(Fig. 22)

**Distribution.** Cambodia (Kampong Speu, Koh Kong, Pursat, Ratanakiri, Siem Reap), Bangladesh, China, India, Indonesia, Laos, Malaysia, Myanmar, Nepal, Papua New Guinea, Philippines, Thailand, Vietnam.

**Records.** Coll. I.R.Sc.N.B., Cambodia, Kampong Speu prov., Phnom Aural W.S., nr Srae Ken vill., 10–14.v.2018, 200–400m, 11°59'N 104°08'E, GTI Project, leg. J. Constant & P. Limbourg, I.G. 33.732, 1 male, 2 females.

***Cylindera (Ifasina) viridilabris* (Chaudoir, 1852)**

(Fig. 23)

**Distribution.** Cambodia (Kampong Speu, Ratanakiri), Bangladesh, ?China, India, Nepal, Pakistan, Thailand.

**Records.** Coll. I.R.Sc.N.B., Cambodia, Kampong Speu prov., Phnom Aural W.S., nr Srae Ken vill., 10–14.v.2018, 200–400m, 11°59'N 104°08'E, GTI Project, leg. J. Constant & P. Limbourg, I.G. 33.732, 1 female.

**Remarks.** New record for Kampong Speu province.

***Cylindera (Ifasina) somnuki* Naviaux, 1991**

(Fig. 24)

**Distribution.** Cambodia (Kampong Speu), Laos, Thailand, Vietnam.

**Records.** Coll. I.R.Sc.N.B., Cambodia, Kampong Speu prov., Phnom Aural W.S., nr Srae Ken vill., 10–14.v.2018, 200–400m, 11°59'N 104°08'E, GTI Project, leg. J. Constant & P. Limbourg, I.G. 33.732, 2 males, 1 female.

**Remarks.** New record for Cambodia and Kampong Speu province.

***Cylindera (Ifasina) spinolae koratensis* Naviaux, 1991**

(Fig. 25)

**Distribution.** Cambodia (Kampong Speu, Kratie), Thailand.

**Records.** Coll. I.R.Sc.N.B., Cambodia, Kampong Speu prov., Phnom Aural W.S., nr Srae Ken vill., 10–14.v.2018, 200–400m, 11°59'N 104°08'E, GTI Project, leg. J. Constant & P. Limbourg, I.G. 33.732, 2 females.

**Remarks.** New record for Kampong Speu province.

***Cylindera (Eugrapha) minuta* (Olivier, 1790)**

(Fig. 26)

**Distribution.** Cambodia (Kampong Speu, Kratie, Ratanakiri, Siem Reap), Bangladesh, Brunei, China, India, Indonesia, Laos, Malaysia, Myanmar, Nepal, Philippines, Thailand, Vietnam.

**Records.** Coll. I.R.Sc.N.B., Cambodia, Ratanakiri prov., Yeak Laom Lake env., 9–11.x.2017, 13°44'N 107°01'E, GTI Project, leg. J. Constant & X. Vermeersch, I.G. 33.551, 1 female.

**Remarks.** New record for Ratanakiri province.

**Acknowledgments**

We are indebted to Alain Drumont for initiating the collaboration on this paper and making the material available for study to the first author; to David L. Pearson (Tempe, AZ) and Radomir Jaskula (Lodz) for proof-reading; and to Peter Schüle (Herrenberg) for providing the excellent pictures and drawings of *Naviauxella varians* n. sp.


This paper is partly the result of a joint collecting trip of RUPP-CEI and RBINS, and of Jérôme Constant's project "A step further in the Entomodiversity of Cambodia" supported through a grant issued by the capacity building program of the Belgian Global Taxonomic Initiative National Focal Point that runs under the CEBioS program with financial support from the Belgian Directorate-General for Development Cooperation (DGD). We thank Mrs. Somaly Chan (Ministry of Environment of the Kingdom of Cambodia), Dr. Patrick Grootaert (RBINS), Mr. Sophany Phauk (RUPP) and his students, and Dr. Marie Lucie Susini for their support to the projects, and Mr. Joachim Bresseel, (collaborator RBINS), Dr. Vincent Sougnez (Lusigny-sur-Barse, France) and Mr. Xavier Vermeersch for volunteering during the collecting trips.

**Literature Cited**


- Cassola, F. 2005.** Studies of tiger beetles. 155. New data from Thailand and Cambodia (Coleoptera: Cicindelidae). Bulletin de l'Institut Royal des Sciences Naturelles de Belgique, Entomologie, Bruxelles 75: 13–21.
- Matalin, A. V. 2018a.** New records of tiger beetles (Coleoptera, Carabidae: Cicindelinae) from Cambodia. Far Eastern Entomologist 356: 9–16.
- Matalin, A. V. 2018b.** Review of the tiger beetle genus *Naviauxella* Cassola, 1988, with the description of a new species from Cambodia (Coleoptera, Carabidae, Cicindelinae). Entomologische Blätter und Coleoptera 114: 293–299.
- Wiesner, J. 2008.** Records of tiger beetles collected in Cambodia (Coleoptera: Cicindelidae). 100. Contribution towards the knowledge of Cicindelidae. Lambillionea 108: 75–78.
- Wiesner, J. 2013.** Records of tiger beetles collected in Cambodia II (Coleoptera: Cicindelidae), 113. Contribution towards the knowledge of Cicindelidae. Lambillionea 113: 77–78.
- Wiesner, J. 2014.** Records of tiger beetles collected in Cambodia III (Coleoptera: Cicindelidae), 120. Contribution towards the knowledge of Cicindelidae. Lambillionea 114(2): 144–146.
- Wiesner, J. 2017.** Records of tiger beetles collected in Myanmar and Cambodia (134. Contribution towards the knowledge of Cicindelinae) (Coleoptera, Carabidae, Cicindelinae). Lambillionea 117(1): 41–45.
- Wiesner, J. 2018.** Records of tiger beetles collected in Cambodia IV (Coleoptera, Carabidae, Cicindelinae) (140th Contribution towards the knowledge of Cicindelinae). Lambillionea 118(1): 21–27.

Received February 10, 2019; accepted March 19, 2019.


Review editor Jiri Zidek.




**Figures 1–6.** Cambodian tiger beetles. All scale bars = 5 mm. **1)** *Tricondyla (Tricondyla) macrodera abruptesculpta* Horn, 1925 from Phnom Samkos. **2)** *Neocollyris (Neocollyris) moesta moesta* (Schmidt-Goebel, 1846) from Phnom Aural. **3)** *Neocollyris (Pachycollyris) bipartita unicolor* (Horn, 1935) from Phnom Samkos. **4)** *Prothyma (Genoprothyma) heteromalla* (Macleay, 1825) from Be Treed. **5)** *Heptodonta eugenia* Chaudoir, 1865 from Phnom Aural. **6)** *Therates laotiensis* Sawada and Wiesner, 1999 from Bokor N. P.



**Figures 7–13.** Cambodian tiger beetles. All scale bars = 5 mm. **7)** *Calochroa interruptofasciata flavolineata* (Chaudoir, 1865) from Chambok. **8)** *Calochroa bramani* (Dokhtoureff, 1882) from Chambok. **9)** *Calomera angulata angulata* (Fabricius, 1798) from Phnom Aural. **10)** *Cosmodela duponti duponti* (Dejean, 1826) from Yeak Laom Lake. **11)** *Cosmodela juxtata* (Acciavatti and Pearson, 1989) from Bokor N. P. **12)** *Lophyra (Spilodia) lineifrons* (Chaudoir, 1865) from Phnom Aural.



**Figures 13–21.** *Naviauxella varians*, new species. **13)** Habitus, paratype male, scale bar = 5 mm. **14)** Left lateral view of aedeagus, paratype, scale bar = 1 mm. **15–16.** Labrum, scale bar = 1 mm. **15)** Paratype male. **16)** Paratype female. **17–21.** Left elytron, scale bar = 2 mm. **17)** Paratype male. **18)** Paratype female. **19)** Paratype male. **20)** Paratype male. **21)** Paratype female.



**Figures 22–26.** Cambodian tiger beetles. All scale bars = 5mm. **22)** *Cylindera (Ifasina) viduata* (Fabricius, 1801) from Phnom Aural. **23)** *Cylindera (Ifasina) viridilabris* (Chaudoir, 1852) from Phnom Aural. **24)** *Cylindera (Ifasina) somnuki* Naviaux, 1991 from Phnom Aural. **25)** *Cylindera (Ifasina) spinolae koratensis* Naviaux, 1991 from Phnom Aural. **26)** *Cylindera (Eugrapha) minuta* (Olivier, 1790) from Yeak Laom Lake.